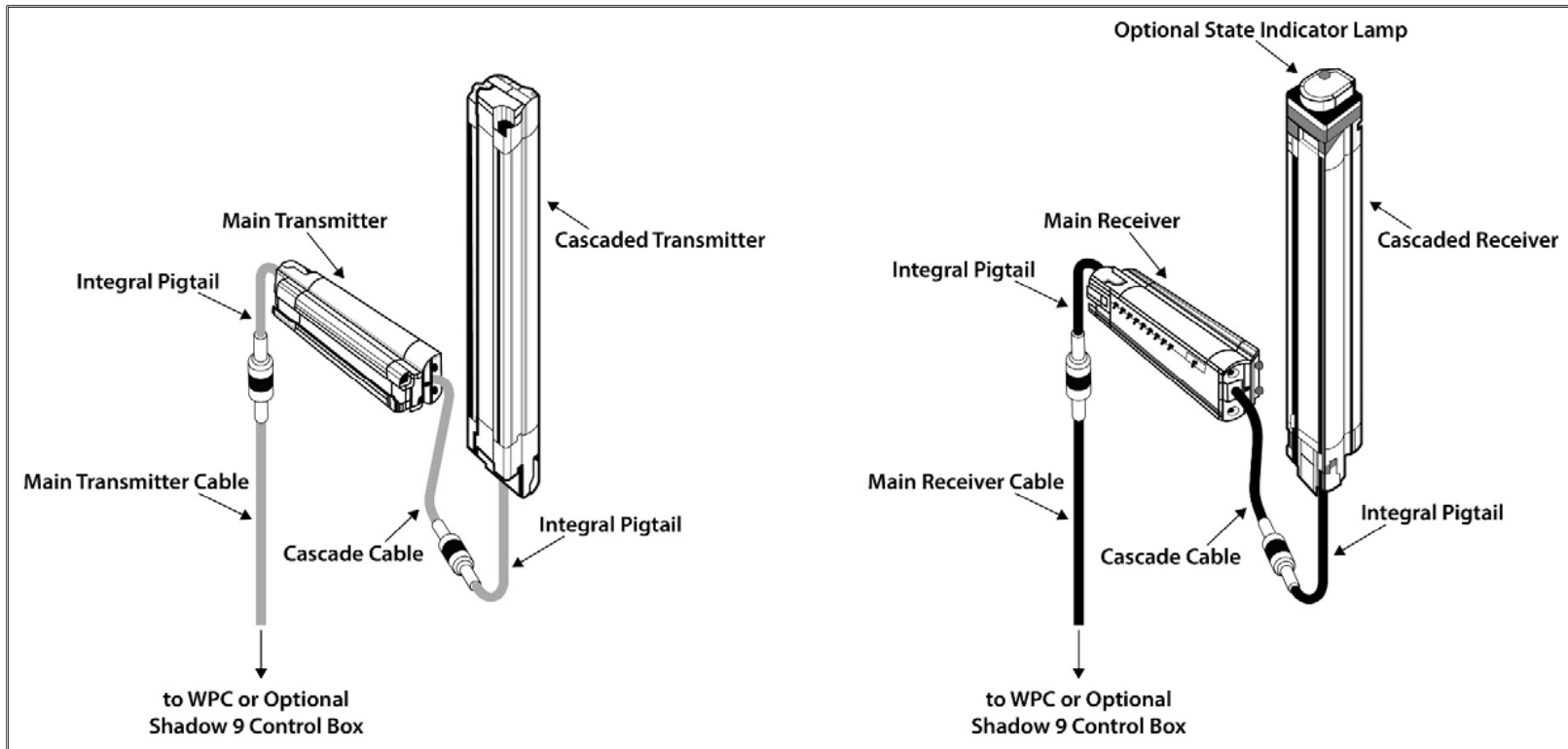


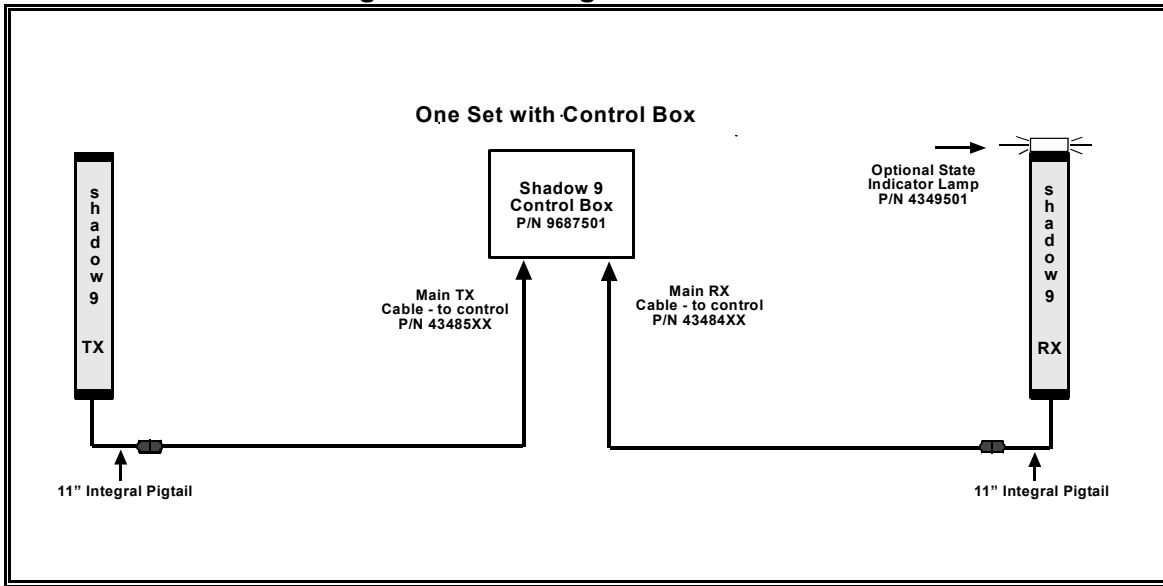
Shadow 9 Configuration Guide

The following guide is intended to assist you in configuring a Shadow 9 light curtain system for your press. First select the diagram that best represents your application, then refer to the corresponding table for a list of necessary and optional Shadow 9 components.
For additional information, refer to the Shadow 9 user manual (www.wintrissdocs.com) or contact Wintriss Support (800-586-8324)



System Architecture

Single Set Guarding w/One Control Box



Configuration Notes:

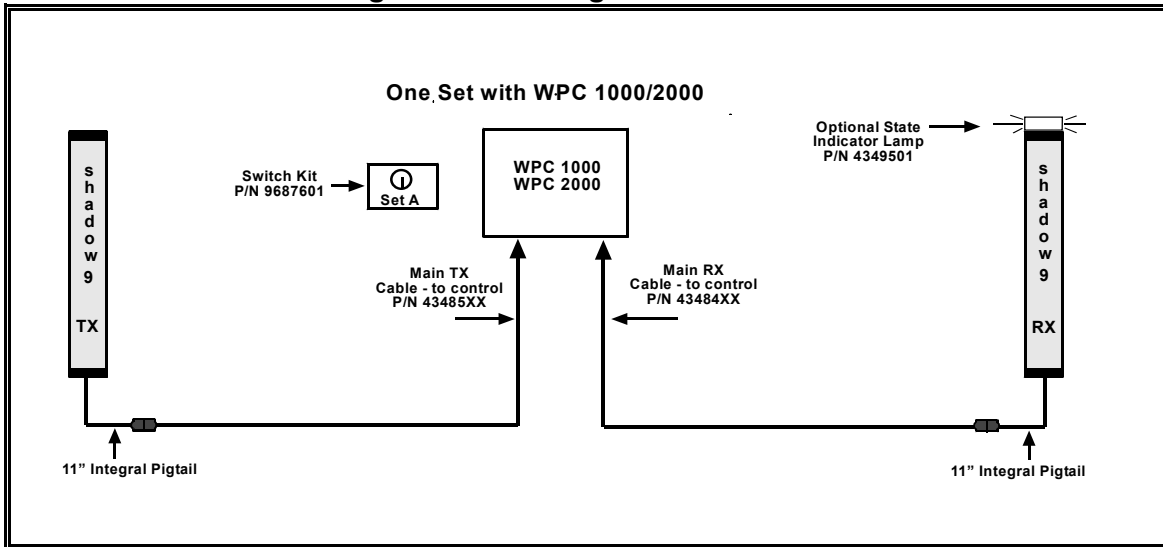
Required System Components

P/N	Desc	Qty
9687501	SH 9 Contol Box	1
96874XX	TX/RX Set	1
43485XX	TX Main Cable	1
43484XX	RX Main Cable	1

Optional System Components

4349501	State Indicator Lamp	1
---------	----------------------	---

Single Set Guarding w/WPC 1000/2000



Configuration Notes:

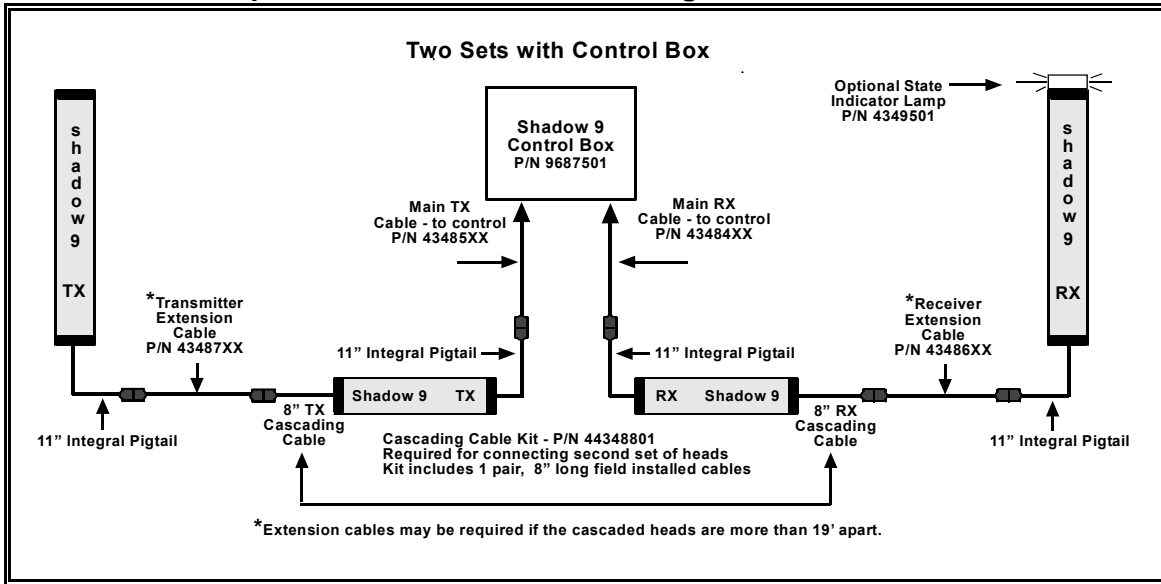
Required System Components

P/N	Desc	Qty
96874XX	TX/RX Set	1
43485XX	TX Main Cable	1
43484XX	RX Main Cable	1
9687601	Switch Kit	1

Optional System Components

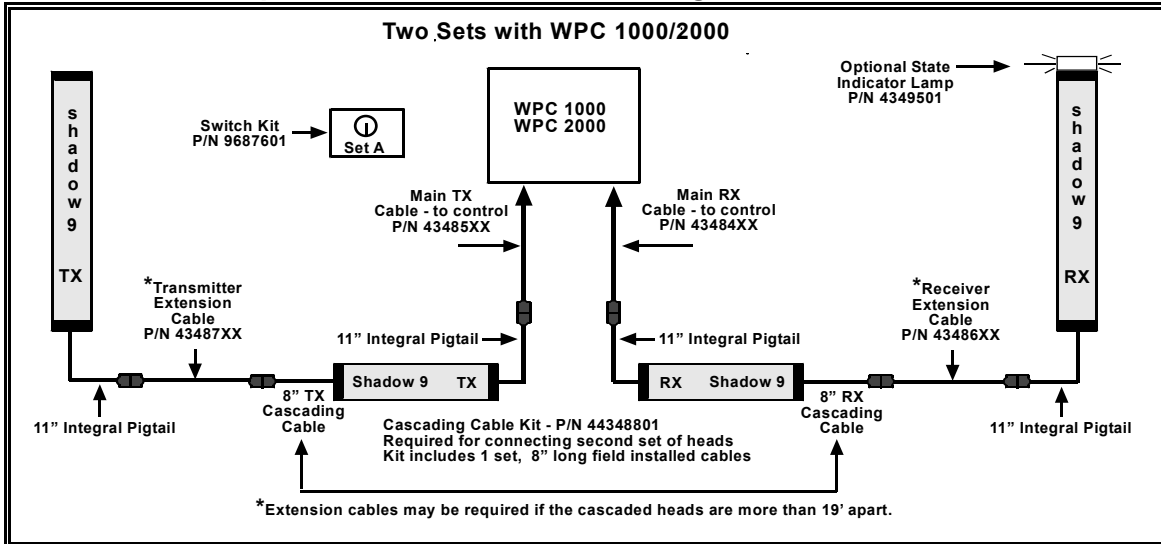
4349501	State Indicator Lamp	1
---------	----------------------	---

Gap Frame Press - Front Guarding w/One Control Box



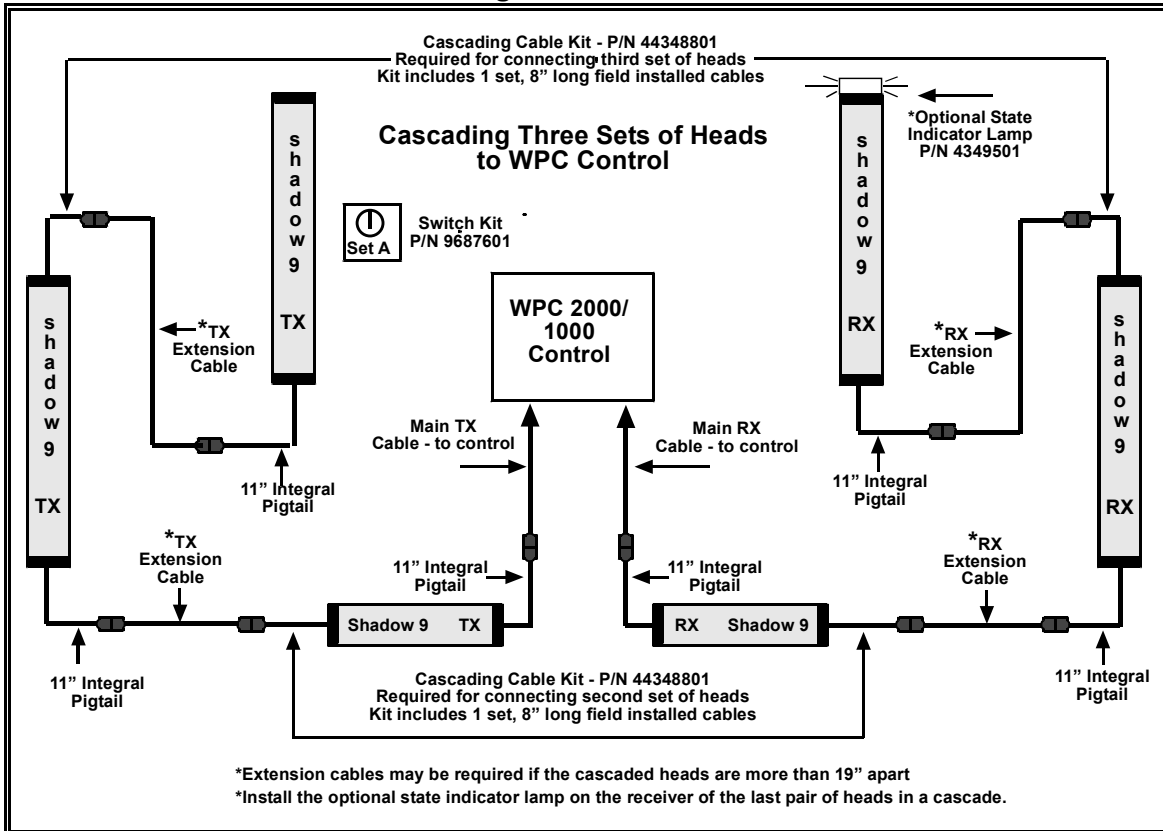
Configuration Notes:		
Required System Components		
P/N	Desc	Qty
9687501	SH 9 Contol Box	1
96874XX	TX/RX Set	2
43485XX	TX Main Cable	1
43484XX	RX Main Cable	1
4348801	Cascading Cable Kit	1
Optional System Components		
43487XX	TX Extension Cable	1
43486XX	RX Extension Cable	1
4349501	State Indicator Lamp	1

Gap Frame Press - Front Guarding w/WPC 1000/2000



Configuration Notes:		
Required System Components		
P/N	Desc	Qty
96874XX	TX/RX Set	2
43485XX	TX Main Cable	1
43484XX	RX Main Cable	1
4348801	Cascading Cable Kit	1
9687601	Switch Kit	1
Optional System Components		
43487XX	TX Extension Cable	1
43486XX	RX Extension Cable	1
4349501	State Indicator Lamp	1

Three Set Guarding w/WPC 1000/2000



Configuration Notes:

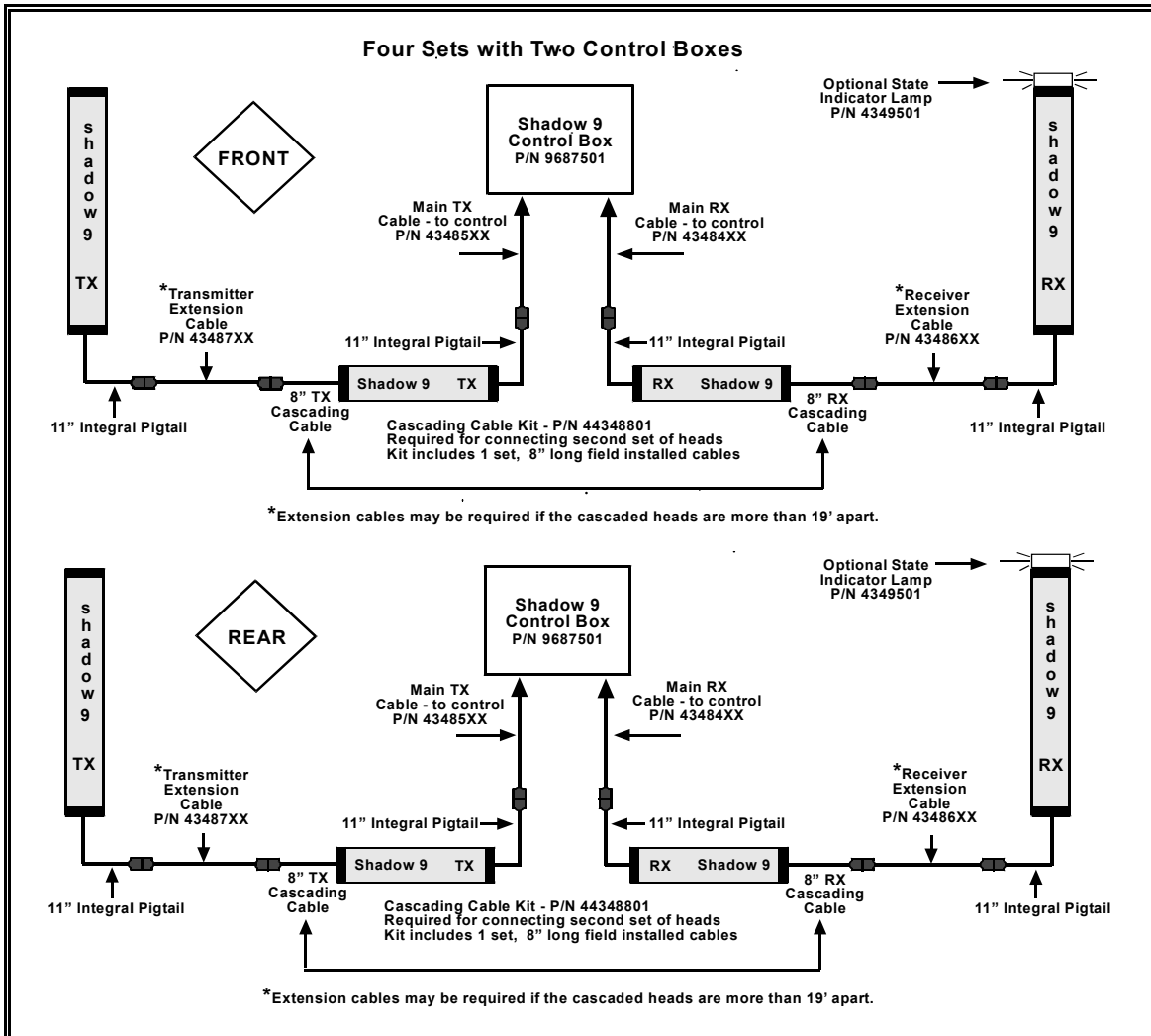
Required System Components

P/N	Desc	Qty
96874XX	TX/RX Set	3
43485XX	TX Main Cable	1
43484XX	RX Main Cable	1
4348801	Cascading Cable Kit	2
9687601	Switch Kit	1

Optional System Components

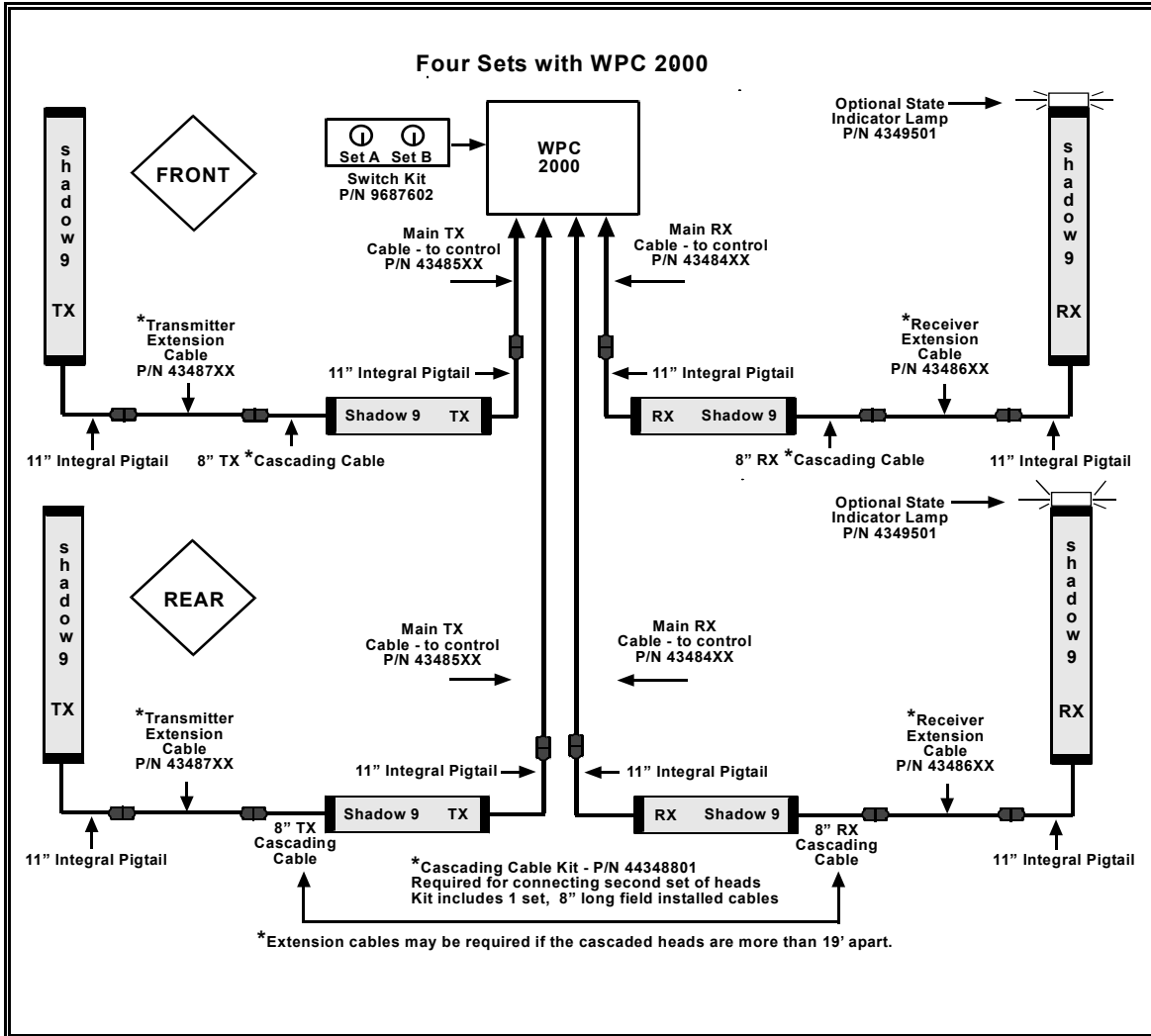
43487XX	TX Extension Cable	2
43486XX	RX Extension Cable	2
4349501	State Indicator Lamp	1

Straight Side Press - Front and Rear Guarding w/Two Control Boxes



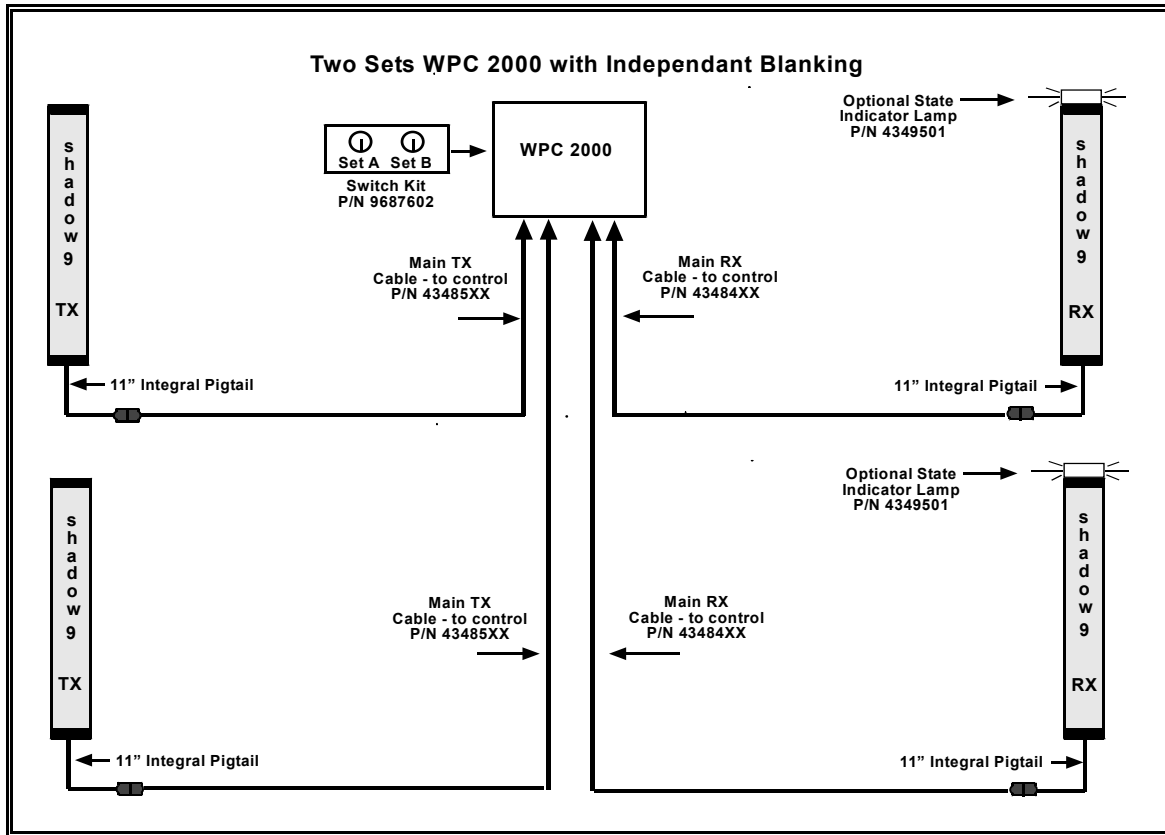
Configuration Notes:		
Required System Components		
P/N	Desc	Qty
9687501	SH 9 Contol Box	2
96874XX	TX/RX Set	4
43485XX	TX Main Cable	2
43484XX	RX Main Cable	2
4348801	Cascading Cable Kit	2
Optional System Components		
43487XX	TX Extension Cable	1 or 2
43486XX	RX Extension Cable	1 or 2
4349501	State Indicator Lamp	1 or 2

Straight Side Press - Front and Rear Guarding w/WPC 2000



Configuration Notes:		
Required System Components		
P/N	Desc	Qty
96874XX	TX/RX Set	4
43485XX	TX Main Cable	2
43484XX	RX Main Cable	2
4348801	Cascading Cable Kit	2
Optional System Components		
43487XX	TX Extension Cable	1 or 2
43486XX	RX Extension Cable	1 or 2
4349501	State Indicator Lamp	1 or 2

Two Sets WPC 2000 with Independent Blanking



Configuration Notes:		
Required System Components		
P/N	Desc	Qty
96874XX	TX/RX Set	2
43485XX	TX Main Cable	2
43484XX	RX Main Cable	2
9687602	Switch Kit	1
Optional System Components		
4349501	State Indicator Lamp	1 or 2